

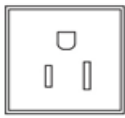
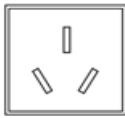
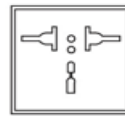


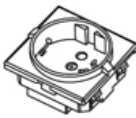
Product Name: **MK-1500PS**

Input voltage: 12V/24V/48VDC

Output voltage: 110V/220VAC

Peak power: 3000W

One-year warranty

					
<b>A</b>	<b>B</b>	<b>C</b>	<b>D</b>	<b>E</b>	<b>F</b>
USA	AUSTRALIA	UNIVERSAL	U.K	FRANCE	GERMANY

### Detailed Spec

Model	MK-1500PS-121	MK-5000PS-241	MK-1500PS-481	MK-1500PS-122	MK-1500PS-242	MK-1500PS-482
Rated power	1500W	1500W	1500W	1500W	1500W	1500W
Peak power	3000W	3000W	3000W	3000W	3000W	3000W
DC input voltage	12V	24V	48V	12V	24V	48V
AC output voltage	110VAC			220VAC		
No-load current	0.7A	0.35A	0.17A	0.7A	0.35A	0.17A
AC output frequency	60HZ+/-0.5HZ			50HZ+/-0.5HZ		
AC output waveform	Pure Sine Wave					
Waveform distortion	THD 2%( Linear load)					
Efficiency	>85%	>88%	>90%	>85%	>88%	>90%
DC input voltage range	10.5-15V	21-30V	42-60V	10.5-15V	21-30V	42-60V
Low Voltage Alarm	10.5+/-0.5V	21+/-1V	42+/-2V	10.5+/-0.5V	21+/-1V	42+/-2V
Low Voltage Shutdown	10+/-0.5V	20+/-1V	40+/-2V	10+/-0.3V	20+/-0.3V	40+/-0.3V
Over Voltage Protection	15.5+/-0.5V	31+/-1V	62+/-2V	15.5+/-0.5V	31+/-1V	62+/-2V
Low Voltage Recovery	12+/-0.5V	24+/-1V	48+/-2V	12+/-0.5V	24+/-1V	48+/-2V
Over Voltage Recovery	14.8V	29.5V	59V	14.8V	29.5V	59V
Protective Function	Low/Over voltage		LED Red light, automatic recovery			
	Over load		LED Red light, automatic recovery			
	Over temperature		LED Red light, automatic recovery			
	Short circuit		LED Red light, automatic recovery			
	Input reverse connection		Fuse Burn-out			
Working Temp.	0-40C					
Storage Temp	(-30)-70C					
Dimension	340*200*73mm					
Net Weight	4.2KG					
QTY/Ctn	4pcs					
Meas./Ctn	500*400*300mm					
Weight/Ctn	20KG					